

Asymmetrical Horn TP Antennas AH2030-TP



Kode : AH2030-TP

Brand : RF elements

Jenis : Wireless Antenna

Harga : Rp 4.600.000,00

Rp 4.950.000,00

Asymmetrical Horn TP Antennas provide asymmetrical beam shape and game-changing TwistPort™ (TP) connector. Asymmetrical Horn TP Antennas provide excellent noise rejection, network scalability and throughput increase. Providing specific beam shape, increased antenna gain and excellent noise rejection, Asymmetrical Horn TP antennas complement the successful Symmetrical Horn Antennas.

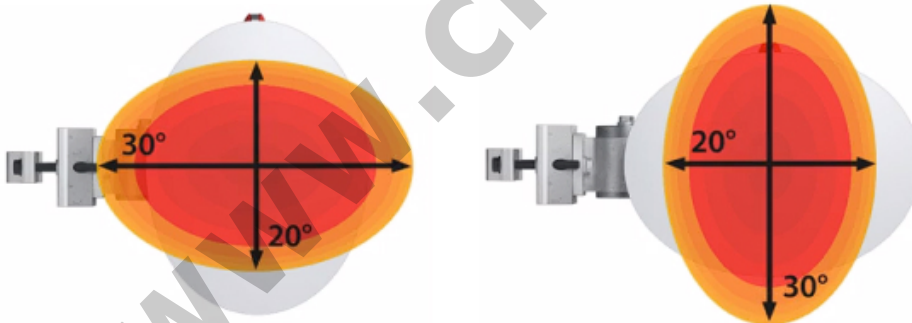
*tidak termasuk TwistPort Adaptors

Penawaran Harga Spesial

08112039555

Unique Asymmetrical Beam

Asymmetrical Horn TP Antennas have unique beam shape. The beam cross-section in bore sight is elliptical: wide in azimuth and narrow in elevation plane. This is useful for deployments where asymmetrical beam shape delivers better coverage.



AH2030-TP
ASYMMETRICAL
HORN TP ANTENNA
with BeamSwitch™

BeamSwitch™ for AH2030-TP

BeamSwitch™ feature enables mounting the antenna with 90 degrees rotation by swapping the position of the handle and the bracket. AH2030-TP can thus provide 20 degrees azimuth and 30 degrees elevation beam width.

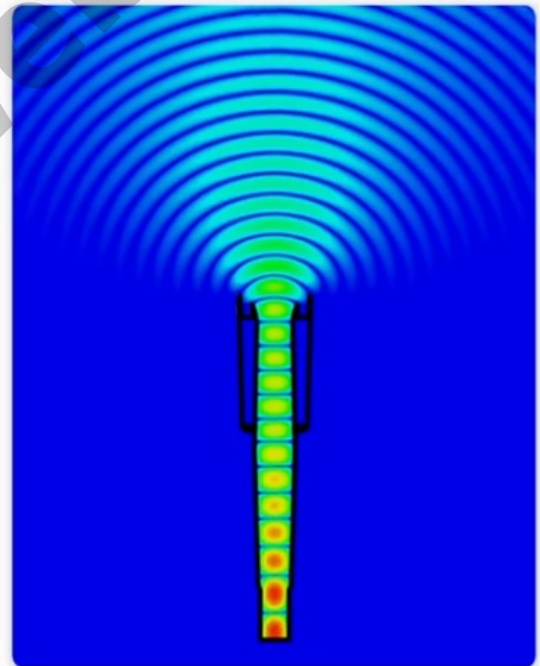


No Side Lobes

Asymmetrical Horn TP Antennas have naturally depressed side lobes: they focus energy into single main beam. Absence of side lobes enables excellent noise immunity of Asymmetrical Horn TP Antennas.



Competitor's Patch Array Sector



Asymmetrical Horn Antenna

Wide Band Performance

The radiation pattern of Asymmetrical Horn TP Antennas is stable over the whole frequency range.



5180 MHZ



6000 MHZ

BEAM PATTERN
STABILITY

Balanced H + V Beams

Asymmetrical Horn TP Antennas have balanced Horizontal and Vertical beam patterns. Balanced H+V beams are very difficult to achieve for antenna with asymmetrical beam shape and this is the area where all competitive products on the market fail. Balanced H+V beams are critical feature for link performance.

AZIMUTH H BEAM PATTERN



*Model AH90-TP shown

AZIMUTH V BEAM PATTERN



AZIMUTH H+V BEAM PATTERN



*Model AH90-TP shown

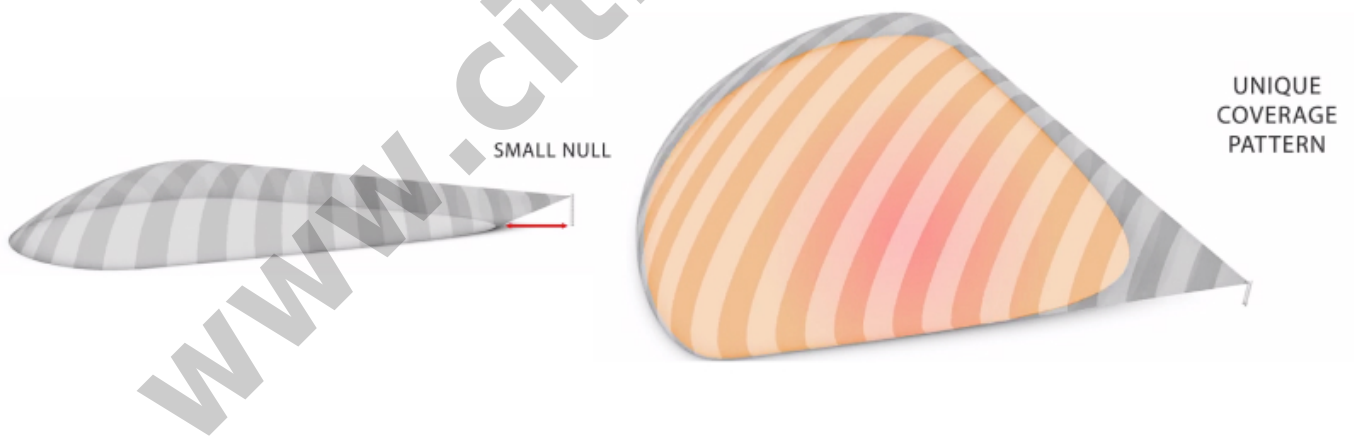
Gain Performance

Asymmetrical Horn TP Antennas provide increased gain when compared to Symmetrical Horn TP Antennas with the same azimuth beam width. Asymmetrical Horn TP Antennas cover ultra-wide frequency range: 5180-6000 MHz with excellent VSWR performance.



Perfect Coverage Pattern

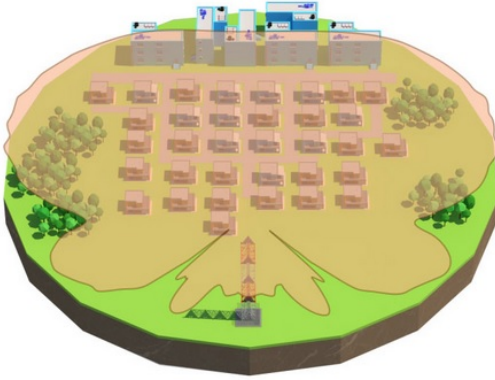
Mainstream patch array sector antennas have radiation pattern extremely wide in azimuth and extremely flat in elevation plane. If an AP is deployed on a tall tower, customers near the tower suffer from low AP signal level. Asymmetrical Horn TP Antennas provide valuable extra degrees in elevation beam width, shrinking the null zone while preserving increased gain for long range performance.



Breakthrough Scalability: Expanded

RF elements® Horn TP Antennas provide extraordinary scalability options. Asymmetrical Horn TP Antennas are new addition to the tool box. Unique beam performance, precise radiation patterns and increased gain push system scalability even further.

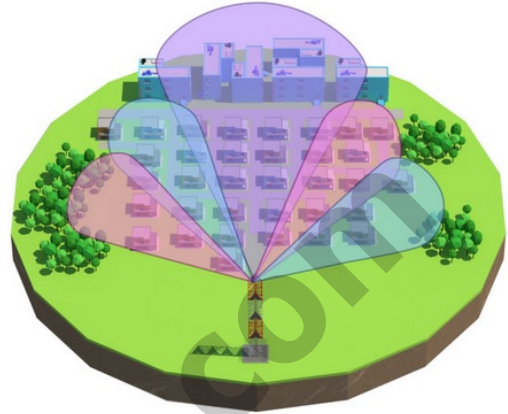
TRADITIONAL PATCH ARRAY SECTOR



Network Throughput



SYMMETRICAL & ASYMMETRICAL HORNS



Network Throughput



TwistPort™ Connector

Asymmetrical Horn TP Antennas feature our industry-changing TwistPort™ connector, a patent-pending quick-locking waveguide port. TwistPort™ is virtually lossless: there are no coaxial connectors or cables that attenuate signal. Connecting radios is ingeniously simple - "twist and lock" - with a single hand!




Cross-Platform Compatibility

Wide range of TwistPort™ Adaptors enables connection of the most popular connectorized radios of third party vendors, such as UBNT™, Mimosas™, MikroTik™ or Cambium Networks™, directly to any TwistPort™-enabled antenna.



Build Like a Tank

Asymmetrical Horn TP Antennas have solid aluminium body, built to last and resist any weather conditions. We use the most suitable materials: die cast, and extruded aluminium; stainless steel, high quality ABS plastic and high density polyethylene.



Innovative Bracket

Asymmetrical Horn TP Antennas feature an innovative mounting system. The mount is separated from the antenna, making the installation and adjustment quick and easy.

Step 1: Bracket Installation

First install the bracket on the pole. The pole bracket is reversible: it can be mounted on the left or the right side of the antenna.



Step 2: Antenna Adjustment

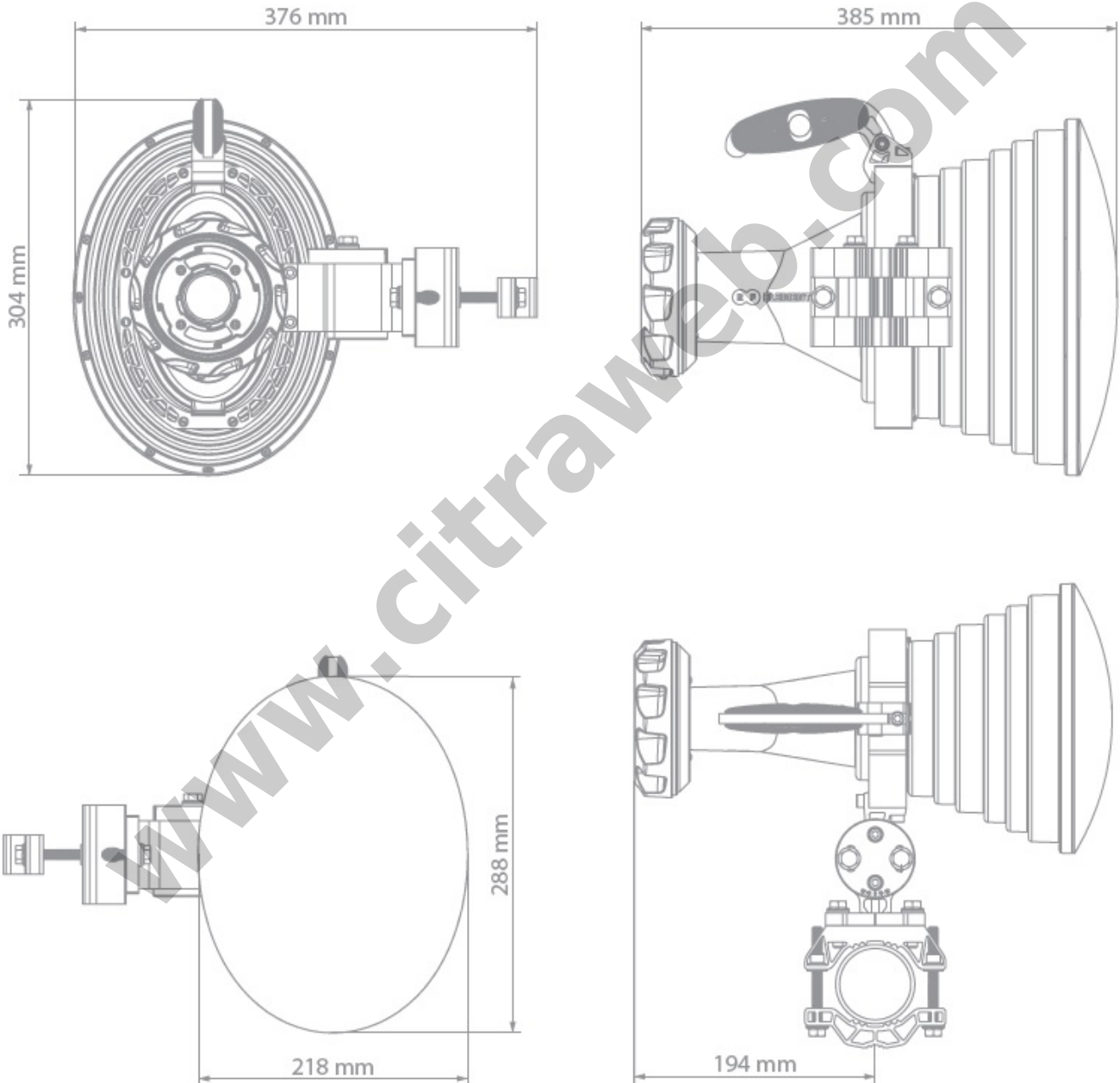
Simply slide the antenna in the bracket and adjust the elevation and the azimuth. Tighten the screws to finish the installation. Only one tool is needed for the entire installation.



30° Asymmetrical Beam Antenna AH2030-TP - Specifications:

Frequency Range	5180 - 6000 MHz
Gain	20.5 dBi
Azimuth Beam Width -6 dB	H 30° / V 30°

Elevation Beam Width -6 dB	H 20° / V 20°
Mechanical Adjustment	± 20° Elevation, ± 20° Azimuth
Pole Mounting Diameter	40 - 80 mm



[Download Datasheet](#)

[Coverage Calculator](#)

** Harga, spesifikasi, dan ketersediaan bisa berubah dan tidak mengikat*

URL : <https://www.citraweb.com/produk/874/>

Informasi lebih lanjut, pemesanan dan pembelian, hubungi: 0274-554444 atau email sales@citraweb.com

www.citraweb.com